

EN

**STARLIKE® EVO**



**LITOKOL®**

# > Index




<b>Zherorisk® Project</b>	<b>4</b>
<b>Why EVO</b>	<b>7</b>
<b>Starlike® EVO</b>	<b>24</b>
<b>Over 150 finishes</b>	<b>54</b>
<b>Technical data</b>	<b>60</b>
<b>Advantages</b>	<b>63</b>
<b>Packaging</b>	<b>64</b>
<b>Application phases</b>	<b>66</b>
<b>You may also need</b>	<b>66</b>

# ➤ breathe safe air





Zherorisk® is a research initiative by Litokol's R&D division with the participation of the University of Modena and Reggio Emilia, the DICAM (Department of Civil, Chemical, Environmental, and Materials Engineering) of Bologna and external research institutes, on raw materials and ways of combining them, aimed at developing an innovative generation of environmentally-friendly building products with "zero risks".


## Zero risk for the user

-  ✓ Given that most VOC emission occurs during application, the use of products with ultra-low VOC emission increases the safety of professional users; the lack of pungent and unpleasant odours makes the workplace much more comfortable.
-  ✓ Non corrosive
-  ✓ Non toxic
- ✓ Non-hazardous to the environment


## Zero risk for the environment

-  ✓ Renewable primary materials
-  ✓ Recycled materials
- ✓ Lower energy consumption
- ✓ Lower CO<sub>2</sub> emissions
- ✓ Reduced consumption of basic materials

## Zero risk for homes

-  ✓ Very low VOC emissions: safeguarding the quality of air in homes and the health of those who live there.

## Zero risk in transportation

-  ✓ Product not subject to restrictions for road, sea, air and rail transport
- ✓ No ADR restrictions for road transport
- ✓ No IMO containers for transport by sea

## Certifications



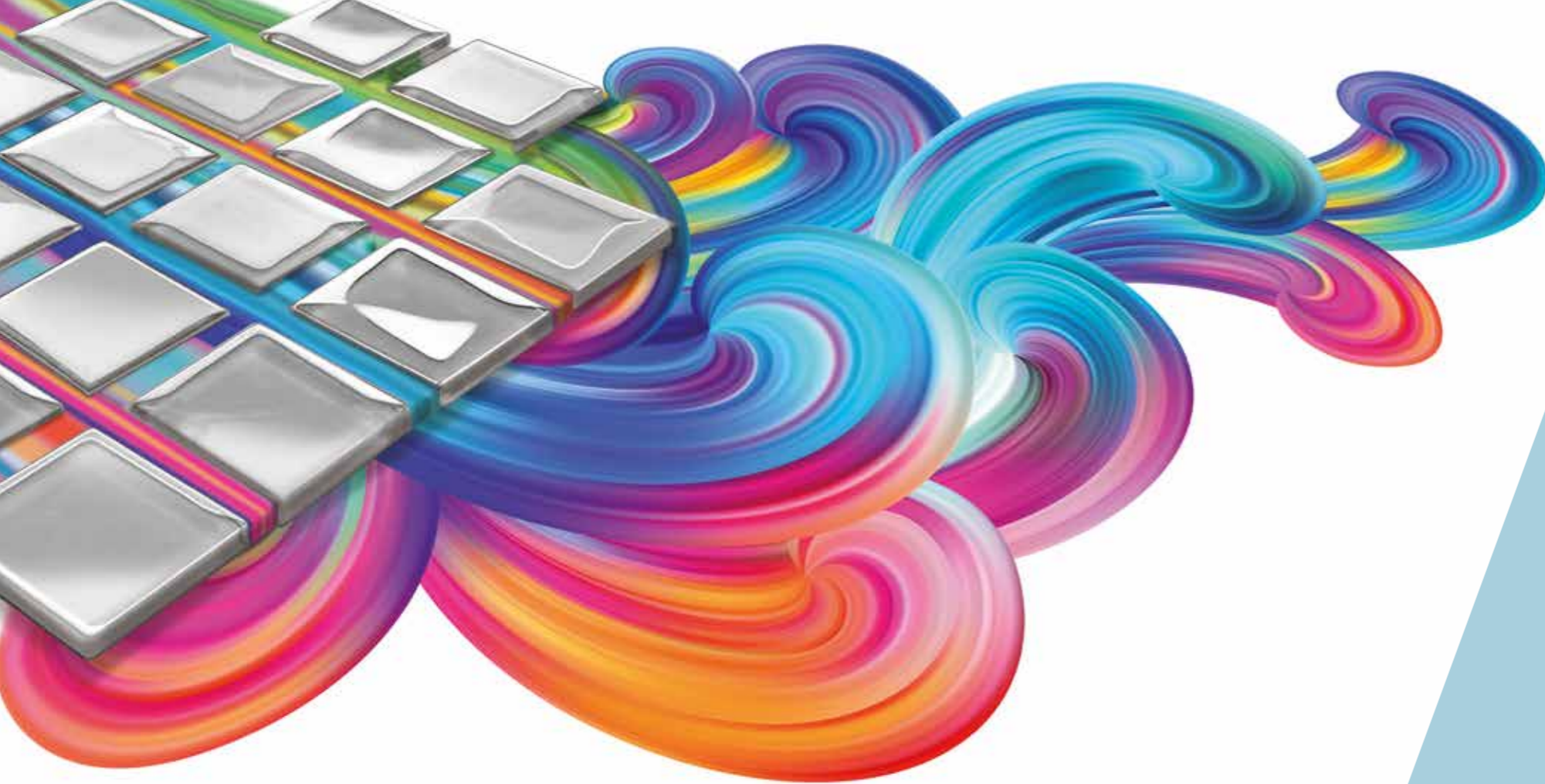
### EC1 PLUS

Litokol products with Zherorisk® technology come with EMICODE EC1 PLUS certification and labelling, for "products with a very low volatile organic compound emission rate" in compliance with the guidelines issued by GEV (association for the control of building material emissions), **with much lower values than the limit values.**



### Émission dans l'air intérieur

"Émission dans l'air intérieur" is the mandatory labelling of building products or wall and floor covering products used in buildings, in accordance with the French regulation on the characteristics of volatile pollution emissions (VOC) for the product. The product emission level is indicated by a class ranging from A+ (very low emissions) to C (high emissions), according to the same principle used for electrical appliances.



With Zherorisk® technology  
Starlike® grout for joints  
becomes Starlike® EVO

why  
**EVO**  
?




**because of the 150 plus  
colours available**

and *total colour fusion*  
on all materials




wood effect  
mood



natural stone  
mood



# cement effect mood








# for the extreme fineness of the sintered quartz micro granules


with Litokol exclusive technology



STANDARD GRAIN SIZE



FINE GRAIN SIZE



QUARTZ MICRO GRANULES, COATED IN SINTERED COLOUR



**because of the fluid  
application and**

easy cleaning



✓  
**because such a  
smooth and compact  
joint**

has **never been seen** before



# because it is eco-compatible and

safe for operators, the environment and  
transportation

EVO products are a guarantee of safety  
for the health of operators, air quality  
in homes and goods transportation.

Non corrosive. Non toxic.  
Non-hazardous to the environment.  
ADR-Free. No IMO container.



# Starlike® EVO

Class  
COLDCOLLECTION

Class  
WARMCOLLECTION

Glam  
COLLECTION

Special  
EFFECTS COLLECTION



215 tortora

225 tabacco

230 cacao




208 sabbia

# > endless beige

208 sabbia

210 greige



310 azzurro polvere

> not just light blue

300 azzurro pastello

310 azzurro polvere

320 azzurro caraibi





➤ **simple  
black and white**



140 nero grafite




# ➤ modern contrasts



100 bianco assoluto

102 bianco ghiaccio

105 bianco titanio



100 bianco assoluto



115 grigio seta

# stylish joints

110 grigio perla


115 grigio seta

120 grigio piombo



110 grigio perla

105 bianco titanio





# > Crystal transparent



700 crystal

# > sophisticated white

100 bianco assoluto

102 bianco ghiaccio

105 bianco titanio





# ➤ warm surfaces



110 grigio perla

- 105 bianco titanio
- 110 grigio perla
- 115 grigio seta
- 120 grigio piombo



550 rosso oriente

580 rosso mattone

600 giallo vaniglia

# > spotlight on grouts

# ➤ colour in stone

- 530 viola ametista
- 580 rosso mattone
- 600 giallo vaniglia
- 430 verde pino



## with Starlike<sup>®</sup> EVO one-of-a-kind mosaic- tiled swimming pools

To grout mosaic-tile swimming pools, specialists the world over choose Starlike<sup>®</sup> EVO.

For these special applications, Litokol draws on all its experience

with customised tests and research for the most suitable solutions based on a variety of materials.





320 azzurro caraibi

330 blu avio

340 blu denim

410 verde smeraldo

# > reflected patterns



> immerse  
in blue

330 blu avio

340 blu denim

350 blu zaffiro



# > dappled light

- 320 azzurro caraibi
- 330 blu avio
- 340 blu denim
- 350 blu zaffiro
- 410 verde smeraldo



# Class

WARM COLLECTION

gradual transition through 10 warm shades, all carefully balanced



200 Avorio



202 Naturale



205 Travertino



208 Sabbia



210 Greige



215 Tortora



225 Tabacco



230 Cacao



232 Cuoio



235 Caffè

The glitter finishes **Galaxy** (pearl effect), **Spotlight** (silver glitter) and **Gold** (gold glitter) mixed in as the third component to Starlike® EVO (Class and Glam Collection), allow you to obtain grouting with one-of-a-kind and exclusive effects.



Galaxy

Spotlight

Gold

## > Over 150 finishes

# Class

COLD COLLECTION


10 new shades, studied in minute detail to adapt to any shade of grey



100 Bianco Assoluto



102 Bianco Ghiaccio



105 Bianco Titanio



110 Grigio Perla



115 Grigio Seta



120 Grigio Piombo



125 Grigio Cemento



130 Grigio Ardesia



140 Nero Grafite



145 Nero Carbonio

# Glam

COLLECTION

15 on-trend colours and sophisticated colour combinations



300 Azzurro Pastello



310 Azzurro Polvere



320 Azzurro Caraibi



330 Blu Avio



340 Blu Denim



350 Blu Zaffiro



400 Verde Salvia



410 Verde Smeraldo



420 Verde Prato



430 Verde Pino



500 Rosa Cipria



530 Viola Ametista



550 Rosso Oriente



580 Rosso Mattone





600 Giallo Vaniglia



# Special

EFFECTS COLLECTION

The Starlike® EVO collections are completed by a special range of colours, materials and effects which can also be combined with ceramic tiles or ultra-sophisticated mosaics, both in terms of aesthetic appeal and the type of material used.



Metallic Platinum

## Starlike® EVO Metallic Collection

With the **Platinum, Shining Gold, Bronze, Copper and Rusty** additives mixed in as the third component to **Starlike® EVO Neutro 113**, top-quality joints are obtained to match ceramic tiles or mosaics with metallic effects and colours.



Platinum



Shining Gold



Bronze



Rusty




Copper

## Starlike® EVO Night Vision

The **Night Vision** additive mixed in as the third component to Starlike® EVO allows you to obtain grouting which, after being exposed to sunlight or artificial light, emanates an amazing **fluorescent colour** for several hours after dark. The Night Vision additive, for indoor-use only, illuminates the joints with its spectacular and eye-catching effect.



Night Vision



Night Vision in the daytime


Night Vision at night-time

### Starlike® Crystal EVO

Based on aggregate made from glass beads, Starlike® Crystal EVO is the perfect solution for grouting transparent and artistic glass mosaics. The translucent joint absorbs the colour of the transparent glass mosaics and takes on the same colour. This property makes Starlike® Crystal EVO the ideal grout for transparent glass mosaics with joints up to 3 mm in width. Thanks to its neutral colour and semi-transparent appearance, Starlike® Crystal EVO is also the recommended solution for artistic mosaics because it does not change the colours of the composition or interfere with the image.



700 Crystal



700 Crystal

### Starlike® ColorCrystal EVO

While Starlike® Crystal EVO is used exclusively for grouting transparent or artistic glass mosaics, with Starlike® ColorCrystal EVO it is possible to achieve tone-on-tone grouting for mosaics that are not completely transparent or consist of both transparent and opaque tiles, which are difficult to harmonise with traditional grout. The Starlike® ColorCrystal EVO colours have been designed to adapt to decorative situations featuring a combination of different materials.



800 Grigio Oslo



810 Verde Capri



820 Azzurro Taormina



825 Beige Havana



830 Rosa Kyoto



825 Beige Havana



**Starlike® EVO is the only product in the world that can be used in 3 different ways:**



**1 - epoxy filler** for joints;



**2 - class R2T adhesive**

(improved reactive adhesive with no vertical slip);



**3 - decorative finish** for walls

(with Decor additive).

Starlike® EVO is a two-component, acid-resistant epoxy grout for laying and grouting ceramic tiles and mosaics with joints between 1 and 15 mm in width. It is extremely easy to apply and clean and is ideal for direct contact with foodstuffs.

As an adhesive, it is particularly recommended in the case of installation of thin mosaic. As a smoother, it creates unique decorative solutions, smoothing the walls with the same colour as the grouting.



## Identification data

**Appearance** Component A: thick coloured paste  
Component B: thick liquid

### Classification according to EN 13888:

RG – reactive grout sealant

### Classification according to EN 12004:

R2T - high-performance reactive adhesive  
and no vertical slip

### Customs code:

35069190

### Storage:

24 months in original packaging in a dry place.

## Application data

### Time before grouting floor application:

- with normal-setting adhesive: 24 hours
- with fast-setting adhesive: 4 hours
- with mortar: 7-10 days

### Wall application

- with normal-setting adhesive: 24 hours
- with fast-setting adhesive: 4 hours
- with mortar: 2-3 days

### Mixing ratios:

Component A: 93.7 parts by weight

Component B: 6.3 parts by weight

The two components are pre-measured in their respective packaging

### Mix consistency:

Thixotropic paste

### Specific gravity of mix

1.55 kg/l

### Mixture life:

About 1 hour at T = +23°C

### Application temperatures allowed:

From +10°C to +30°C

### Recommended application temperature:

From +18°C to +23°C

### Set to light foot traffic:

24 hours at T = +23°C

### Ready for use:

5 days at T = +23°C

### Joint width:

From 1 to 15 mm



## Performance

**Initial shear adhesion strength (EN 12003):**  $\geq 2$  N/mm<sup>2</sup>

**Shear adhesion strength after water immersion (EN 12003):**  
 $\geq 2$  N/mm<sup>2</sup>

**Shear adhesion strength after thermal shock (EN 12003):**  $\geq 2$   
N/mm<sup>2</sup>

**Open time (EN 1346):**  $\geq 0.5$  N/mm<sup>2</sup> after 20 minutes

**Determination of slip (EN 1308):**  $\leq 0.5$  mm

**Resistance to abrasion (EN 12808-2):**  $\leq 250$  mm<sup>3</sup>

**Flexural tensile strength after 28 days  
at standard conditions (EN 12808-3):**  $\geq 30$  N/mm<sup>2</sup>

**Compressive strength after 28 days  
at standard conditions (EN 12808-3):**  $\geq 45$  N/mm<sup>2</sup>

**Shrinkage (EN 12808-4):**  $\leq 1.5$  mm

**Water absorption after 4 hours (EN 12808-5):**  $\leq 0,1$  g

**Working temperature:** From - 20°C to +100°C



# > the benefits of Starlike® EVO



**BEAUTY AND STRENGTH IN ALL RESIDENTIAL SETTINGS**



**GROUTING THAT IS RESISTANT TO THE MOST EXTREME INDUSTRIAL APPLICATIONS**



**FOR PUBLIC AND COMMERCIAL FLOORS WITH HEAVY FOOTFALL**



**WATERPROOF JOINT: STAIN AND DIRT PROOF**



**GROUTING IN DIRECT CONTACT WITH CHEMICAL OR AGGRESSIVE SUBSTANCES**



**EASY-TO-CLEAN JOINTS THAT DO NOT ABSORB LIQUIDS AND STAINS**



**EASY-TO-CLEAN EVEN FOR APPLICATIONS ON VERY ROUGH R12 TILES**



**RESISTANT TO UV RAYS**



**IDEAL FOR CONTACT WITH FOODSTUFFS**

Made In Italy



# > Packaging

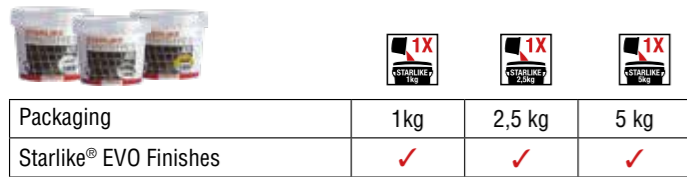
## Class COLD COLLECTION

## Class WARM COLLECTION



Packaging	1kg	2,5 kg	5 kg
Starlike® EVO Class Cold Collection	✓*	✓	✓
Starlike® EVO Class Warm Collection	✓**	✓	✓

(\*) 100 Bianco Assoluto - 110 Grigio Perla - 125 Grigio Cemento - 140 Nero Grafite  
 (\*\*) 205 Travertino - 210 Greige - 225 Tabacco - 230 Cacao



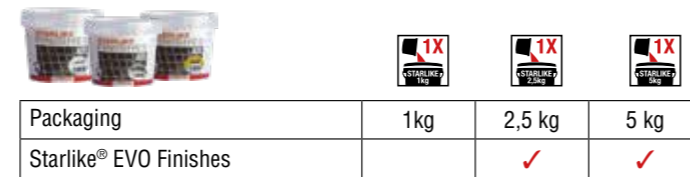
Packaging	1kg	2,5 kg	5 kg
Starlike® EVO Finishes	✓	✓	✓

## Glam COLLECTION



Packaging	1kg	2,5 kg	5 kg*
Starlike® EVO Glam Collection		✓	✓

(\*) 300 Azzurro Pastello - 310 Azzurro Polvere - 320 Azzurro Caraibi - 330 Blu Avio - 340 Blu Denim  
 350 Blu Zaffiro - 400 Verde Salvia - 430 Verde Pino



Packaging	1kg	2,5 kg	5 kg
Starlike® EVO Finishes		✓	✓

## Special EFFECTS COLLECTION



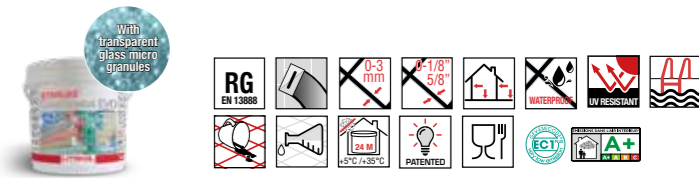
Packaging	1kg	2,5 kg	5 kg
Starlike® EVO - 113 Neutro		✓	✓



Packaging	1kg	2,5 kg	5 kg
Starlike® EVO Metallic Collection Platinum, Shining Gold, Bronze, Copper, Rusty		✓	✓






Packaging	1kg	2,5 kg	5 kg
Starlike® Crystal EVO	✓	✓	✓





Packaging	1kg	2,5 kg	5 kg
Starlike® Color Crystal EVO		✓	



## Application phases:



1  Empty the entire contents of the catalyst (B) onto the paste (A).



2   Special finishes: pour the additive onto the paste and mix slowly.


3  Mix using an electric drill fitted with a mixing paddle. Scrape the sides of the bucket to eliminate all parts of non-catalysed product.


4  The joints must be dry. Apply the paste in the joints using a green rubber float (art. 946GR), with diagonal movements in the direction of the joints. Remove the excess product.

5   The grout must be cleaned while the product is still wet. Sprinkle clean water. Clean initially using a moistened white felt pad (art. 109/GBNC) making circular movements. Ensure no water enters the joints.

6   Clean a second time with a sweepex sponge (art. 128G0001).


7   Any stains of the transparent product can be removed after 24 hours or, in any case, after the joint has hardened. Use Litonet EVO (floors) and Litonet Gel EVO (walls). Spread Litonet EVO or Litonet Gel EVO with the white felt pad.

8  Leave on for 15-30 minutes. Rub the surface with the white felt pad.

9  Rinse with clean water. Dry immediately with a clean cloth and do not wait for the rinse water to evaporate.

## You may also need:

946GR



128G0001



109GBNC



Litonet EVO  
Litonet Gel EVO



Litostrip



Litonet PRO

